




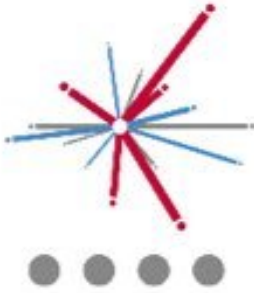

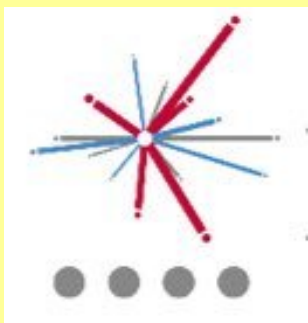


LI: To prepare for Secondary School



How many do you recognise?

LI: To prepare for Secondary School



Ark Pioneer Academy

Ashmole Academy


Chancellors

Dame Alice Owens

East Barnet

Finchley Catholic

LI: To prepare for Secondary School



Highgate


Loreto

Nicholas Breakspear

QE Boys

QE Girls

LI: To prepare for Secondary School



St Columba's

St Michael's

Southgate

Totteridge Academy

The Wren Academy

Activity 1

Venn diagram - What will be the same and what will be different about secondary school?

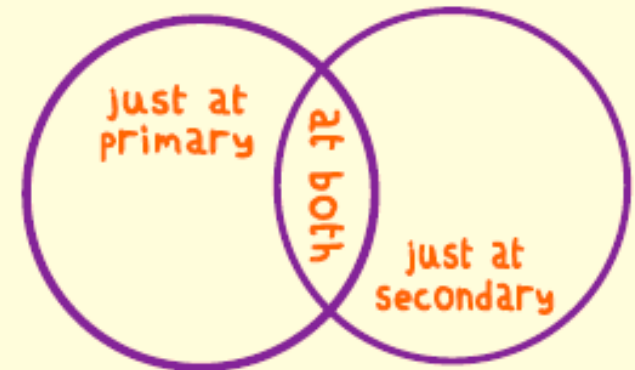
teachers, subjects, age, behaviour, food, travel, homework, expectations, languages, religions, form time, form tutors, head of year, classrooms

What? two P.E. hoops
labels as shown below

how?

Print and cut out the labels on the right (OR make your own)

Place two overlapping P.E. hoops on the desk or floor to form a Venn Diagram to show the following:



With the pupil(s), read the labels

Ask pupil(s) to place each label in the right place in the Venn Diagram

Challenge their opinions

Ask pupils to contribute more differences and similarities...

Activity 2

<https://www.bbc.co.uk/bitesize/articles/zj2grj6>

Think about some of the tips you learnt from watching the video clips.



Activity 3

What tips did you learn about how to find your way around a new school?



Activity 4

Make a checklist of things they think you would need for a school day.

